

## EW NAMOPUNG

40,838,404  
 A awora ukukun ~~\$41,579,849~~ seni ewe Monienapen ewe Muun Chuuk ren fan asengesen ewe fiscal year epwe muchuno non September 30, 1988, ren fan asengesen monien omokutun ekkewe pekin Executive, Legislative me Judiciary non ewe Muun Chuuk, me pwan ren ekkoch popun.

## EPWE PUNG ME REN EWE LEGISLATURE-UN EWE MUUN CHUUK:

- 1 Tetten 1. Monien Mwokutukutun ewe Pekin APOCHOKUNA ANNUK. Iei a kawor ukukun  
 2 \$12,525,742, \$12,106,257-Curr. Acct.; \$67,185-Loc. Rev. \$352,300 Reim), ika fite ukukun  
 3 epwe tongeni naaf, seni ewe Monienapen ewe Muun Chuuk ren fan asengesen ewe fiscal  
 4 year epwe muchuno non September 30, 1988, ren monien mwokutukutun ewe Pekin APOCHOKUNA  
 5 ANNUK non ewe Muun Chuuk. Ewe Kepina epwe ii ewe allottee ren ei moni, nge inetin  
 6 ei moni epwe iei usun:

7	<u>DEPARTMENT</u>	<u>CURRENT</u>	<u>LOCAL REV.</u>	<u>REIMB.</u>	<u>TOTAL</u>
8	1. <u>Health Services</u>				
9	a) Personnel	\$1,855,700	-0-	-0-	\$1,855,700
10	b) Travel	15,000	-0-	-0-	15,000
11	c) All Others:				
12	i) Cont. Serv.	259,000	-0-	-0-	259,000
13	ii) POL	22,000	-0-	-0-	22,000
14	iii) Others	599,951	-0-	30,000	629,951
15	Subtotal	\$2,751,651	-0-	30,000	\$2,781,651
16	2. <u>Education</u>				
17	a) Personnel	3,427,900	-0-	-0-	\$3,427,900
18	b) Travel	10,000	-0-	-0-	10,000
19	c) All Others:				
20	i) Cont. Serv.	15,000	-0-	-0-	15,000
21	ii) POL	8,000	-0-	-0-	8,000
22	iii) Others	107,500	-0-	-0-	107,500
23	Subtotal	3,568,400	-0-	-0-	3,568,400
24	3. <u>Public Affairs</u>				
25	a) Personnel	153,907	-0-	-0-	153,907
26	b) Travel	6,000	-0-	-0-	6,000
27	c) All Others:				
28	i) Cont. Serv.	3,500	-0-	-0-	3,500
29	ii) POL	3,000	-0-	-0-	3,000
30	iii) Others	123,683	-0-	-0-	123,683

	<u>DEPARTMENT</u>	<u>CURRENT</u>	<u>LOCAL REV.</u>	<u>REIMB.</u>	<u>TOTAL</u>
1					
2	Subtotal	290,090	-0-	-0-	290,090
3	<u>4. Resources &amp; Development</u>				
4	a) Personnel	623,925	27,454	-0-	651,379
5	b) Travel	10,000	-0-	-0-	10,000
6	c) All Others:				
7	i) Cont. Serv.	83,000	39,731	-0-	122,731
8	ii) POL	29,500		6,850	36,350
9	iii) Others	102,000		70,450	172,450
10	Subtotal	848,425	67,185	77,300	992,910
11	<u>5. Public Safety</u>				
12	a) Personnel	487,314	-0-	-0-	487,314
13	b) Travel	6,000	-0-	-0-	6,000
14	c) All Others:				
15	i) Cont. Serv.	10,000	-0-	-0-	10,000
16	ii) POL	20,000	-0-	-0-	20,000
17	iii) Others	56,000	-0-	5,000	61,000
18	Subtotal	579,314	-0-	5,000	584,314
19	<u>6. Department of Finance</u>				
20	a) Personnel	218,200	-0-	-0-	218,200
21	b) Travel	10,000	-0-	-0-	10,000
22	c) All Others:				
23	i) Cont. Serv.	80,000	-0-	-0-	80,000
24	ii) POL	1,500	-0-	-0-	1,500
25	iii) Others	85,000	-0-	-0-	85,000
26	Subtotal	394,700	-0-	-0-	394,700
27	<u>7. Public Works</u>				
28	a) Personnel	884,200	-0-	-0-	884,200
29	b) Travel	6,000	-0-	-0-	6,000
30	c) All Others:				
31	i) Cont. Ser.	200,000	-0-	-0-	200,000
32	ii) POL	150,000	-0-	150,000	300,000
33	iii) Others	347,500	-0-	-0-	347,500
34	Subtotal	\$1,587,700	-0-	150,000	\$1,737,700
35					
36					

	<u>DEPARTMENT</u>	<u>CURRENT</u>	<u>LOCAL REV.</u>	<u>REIMB.</u>	<u>TOTAL</u>
1	8. <u>Offices</u>				
2	A. <u>Office of the Governor</u>				
3	a) Personnel	205,100	-0-	-0-	205,100
4	b) Travel	15,000	-0-	-0-	15,000
5	c) All Others:				
6	i) Cont. Serv.	5,000	-0-	-0-	5,000
7	ii) POL	3,000	-0-	-0-	3,000
8	iii) Others	40,000	-0-	-0-	40,000
9	Subtotal	268,100	-0-	-0-	268,100
10	B. <u>Attorney General's Office</u>				
11	a) Personnel	91,000	-0-	-0-	91,000
12	b) Travel	8,500	-0-	-0-	8,500
13	c) All Others:				
14	i) Cont. Serv.	5,000	-0-	-0-	5,000
15	ii) POL	5,000	-0-	-0-	5,000
16	iii) Others	10,000	-0-	-0-	10,000
17	Subtotal	119,500	-0-	-0-	119,500
18	C. <u>Personnel Office</u>				
19	a) Personnel	56,200	-0-	-0-	56,200
20	b) Travel	5,473	-0-	-0-	5,473
21	c) All Others:				
22	i) Cont. Serv.	10,000	-0-	-0-	10,000
23	ii) POL	500	-0-	-0-	500
24	iii) Others	119,804	-0-	-0-	119,804
25	Subtotal	191,977	-0-	-0-	191,977
26	D. <u>Property &amp; Supply Office</u>				
27	a) Personnel	119,800	-0-	-0-	119,800
28	b) Travel	4,000	-0-	-0-	4,000
29	c) All Others:				
30	i) Cont. Serv.	5,500	-0-	-0-	5,500
31	ii) POL	2,000	-0-	-0-	2,000
32	iii) Others	11,500	-0-	-0-	11,500
33	Subtotal	142,800	-0-	-0-	142,800
34					

	<u>DEPARTMENT</u>	<u>CURRENT</u>	<u>LOCAL REV.</u>	<u>REIMB.</u>	<u>TOTAL</u>
2	<u>E. Planning &amp; Statistics</u>				
3	1) Personnel	68,700	-0-	-0-	68,700
4	2) Travel	5,900	-0-	-0-	5,900
5	3) All Others:				
6	a) Cont. Serv.	-0-	-0-	-0-	-0-
7	b) POL	1,000	-0-	-0-	1,000
8	c) Others	5,500	-0-	-0-	5,500
9	Subtotal	81,100	-0-	-0-	81,100
10	<u>F. Transportation Office</u>				
11	1) Personnel	428,100	-0-	-0-	428,100
12	2) Travel	10,000	-0-	-0-	10,000
13	3) All Others:				
14	i) Cont. Serv.	355,000	-0-	-0-	355,000
15	ii) POL	165,000	-0-	-0-	165,000
16	iii) Others	234,300	-0-	-0-	234,300
17	Subtotal	\$1,192,400	-0-	90,000	\$1,282,400
18	<u>G. BUDGET OFFICE</u>				
19	1) Personnel	61,600	-0-	-0-	61,600
20	2) Travel	6,000	-0-	-0-	6,000
21	3) All Others:				
22	i) Cont. Serv.	-0-	-0-	-0-	-0-
23	ii) POL	500	-0-	-0-	500
24	iii) Others	22,000	-0-	-0-	22,000
25	Subtotal	90,100	-0-	-0-	90,100
26	TOTAL EXECUTIVE	\$12,106,257	\$67,185	\$352,300	\$12,525,742

27 Tetten 2. Monien Omwokutun ewe Pekin Fori Annuk. Iei a kawor ukukun ~~\$1,420,450~~ <sup>1,267,450</sup>

28 (~~\$1,420,450~~ Current Account), ika fite ukukun epwe tongeni naaf, seni ewe Monienapen

29 ewe Muun Chuuk, ren fan asengsin ewe fiscal year epwe muchuno non September 30, 1988,

30 ren fan asengsin monien mwokutun ewe Pekin Fori Annuk non ewe Muun Chuuk. Ewe

31 Speaker epwe ii ewe allottee won ei moni, nge inetin epwe iei usun:

32

33

	<u>CURRENT</u>	<u>LOCAL REV.</u>	<u>REIMB.</u>	<u>TOTAL</u>
1. LEGISLATIVE BRANCH:				
a) Personnel	754,250	-0-	-0-	754,250
<i>Veto</i> b) Travel	<del>15,000</del> 99,000	-0-	-0-	<del>15,000</del> 99,000
c) All Others:				
<i>Veto</i> Cont. Serv.	<del>420,000</del> 460,000	-0-	-0-	<del>420,000</del> 460,000
ii) POL	4,000	-0-	-0-	4,000
<i>Veto</i> iii) Others	<del>74,200</del> 103,200	-0-	-0-	<del>74,200</del> 103,200
Subtotal	<del>1,267,450</del> \$1,420,450	-0-	-0-	<del>1,267,450</del> \$1,420,450

Tetten 3. Monien Mwokutukutun ewe Pekin Apungu Tipis. Iei a kawor ukukun \$380,200 (\$380,200-Current Account), ika fite ukukun epwe tongeni naaf, seni ewe Monienapen ewe Muun Chuuk, ren fan asengessin ewe fiscal year epwe muchuno non September 30, 1988, ren fan asengessin monien mwokutukutun ewe Pekin Apungu Tipis non Muun Chuuk. Ewe Chief Justice non ewe Pekin Kapung non Muun Chuuk epwe ii allottee won ei moni, nge inetin ei moni epwe iei usun:

	<u>CURRENT</u>	<u>LOCAL REV.</u>	<u>REIMB.</u>	<u>TOTAL</u>
1. JUDICIAL BRANCH				
a) Personnel	292,200	-0-	-0-	292,200
b) Travel	15,000	-0-	-0-	15,000
c) All Others:				
i) Cont. Serv.	30,000	-0-	-0-	30,000
ii) POL	3,000	-0-	-0-	3,000
iii) Others	40,000	-0-	-0-	40,000
Total	380,200	-0-	-0-	380,200

Tetten 4. Monien Mwokutukutun Ekkewe Boards me Commission. Iei a kawor ukukun ~~\$608,922~~ <sup>449,600</sup> (367,600-Current Account; ~~\$241,322~~ <sup>52,000</sup> Local Revenue), Ika fite ukukun epwe tongeni naaf, seni ewe Monienapen ewe Muun Chuuk ren fiscal year epwe muchuno non September 30, 1988, ren fan asengessin mwokutukutun ekkewe Boards me Commissions. Ew me ew ekkewe Board epwe pusin 'ii allottee won wisan, nge ewe Kepina epwe ii allottee won wisan Land Commission, nge inetin ei moni epwe iei usun:

	<u>CURRENT</u>	<u>LOCAL REV.</u>	<u>REIMB.</u>	<u>TOTAL</u>
<i>Veto</i> Scholarship Board	150,000	<del>150,000</del>	-0-	<del>300,000</del> 150,000
<i>Veto</i> Recreation Board	-0-	<del>91,322</del> 52,000	-0-	<del>91,322</del> 52,000
3. Land Commission:				
a) Personnel	192,600	-0-	-0-	192,600
b) Travel	5,000	-0-	-0-	5,000

	<u>CURRENT</u>	<u>LOCAL REV.</u>	<u>REIMB.</u>	<u>TOTAL</u>
2 e) All Others:				
3 i) Cont. Serv.	5,000	-0-	-0-	5,000
4 ii) POL	3,000	-0-	-0-	3,000
5 iii) Others	12,000	-0-	-0-	12,000
6 Subtotal	367,600	<del>241,322</del> 52,000	-0-	<del>608,922</del> 419,600
7 Tetten 5(a). <u>Monien Mwokutukutun pwan Ekkoch Program.</u> Iei a kawor				<del>3,323,579</del> 3,108,256

8 <sup>1,599,985</sup> (\$1,649,985 - Current Account; <sup>1,423,370</sup> \$1,588,693 - Local Revenue; \$84,901 - Reimbursement) ika fite  
9 ukukun epwe tongeni naaf, seni ewe Monienapen ewe Muun Chuuk ren ewe fiscal year epwe  
10 muchuno non September 30, 1988, ren fan asengessin monien mwokutukutun pwan ekkoch programs  
11 un Muun Chuuk. Ewe Kepina epwe ii allottee won ei moni, tiwenon chok ekkewe moni fan  
12 iten Housing Authority, Maritime Authority me ekkewe Development Authorities, Board-un  
13 ew me ew neir epwe pusin allottee won wisan, nge inetin ei moni epwe iei usun:

	<u>CURRENT</u>	<u>LOCAL REV.</u>	<u>REIMB.</u>	<u>TOTAL</u>
14 OTHER PROGRAMS				
15 1. Municipal Operation \$	400,000	-0-	-0-	\$ 400,000
16 2. Payment for Deficit (COLA FY'85 Payment)	-0-	897,613	84,901	982,514
17 3. Voc. Rehab. (Matching)	-0-	50,000	-0-	50,000
18 <sup>Veto</sup> 4. Maritime Authority	-0-	<del>70,000</del> 66,000	-0-	<del>70,000</del> 66,000
19 <sup>Veto</sup> 5. Housing Authority	-0-	<del>60,000</del> 45,000	-0-	<del>60,000</del> 45,000
20 6. Construction Skills	-0-	12,000	-0-	12,000
21 7. Aid to Non-Public Schools	-0-	15,000	-0-	15,000
22 8. Home Econ. Program (Nutru. Ed. Prog)	-0-	10,000	-0-	10,000
23 <sup>Veto</sup> 9. Youth Activities	-0-	<del>20,000</del> 13,000	-0-	<del>20,000</del> 13,000
24 10. Constitution Convention	262,297	37,703	-0-	300,000
25 <sup>Veto</sup> 11. Dev. Auth (10 Auth. x \$30,000 each)	148,089	<del>151,911</del> 126,911	-0-	<del>300,000</del> 250,000
26 12. Legal Services Subsidis	-0-	20,000	-0-	20,000
27 13. Fire Disaster Program	-0-	5,000	-0-	5,000
28 14. Balance of Outstanding FY'86 & FY'87 Precinct Allocation	582,065	-0-	-0-	582,065
30 <sup>Veto</sup> 15. TOCA's Head-Start Program	-0-	<del>60,000</del>	-0-	<del>60,000</del>
31 16. 4-H Office	-0-	10,000	-0-	10,000
32 17. Trees Damage Claims	-0-	50,000	-0-	50,000
33 18. Court Judgment (part of balance as of July 30/87)	200,000	-0-	-0-	200,000
34 19. State Foreign Investment Board	-0-	5,000	-0-	5,000
35 20. State Management Audit	7,534	22,466	-0-	30,000
36 21. State Election Comm. Office	-0-	35,000	-0-	35,000

1	OTHER PROGRAMS	CURRENT	LOCAL REV.	REIMB.	TOTAL
2	<del>Veto</del> 22. Office of Fiscal Accountability	\$ <del>50,000</del>	-0-	-0-	\$ <del>50,000</del>
3	23. Farmers Home Administration	-0-	12,000	-0-	12,000
4	24. Visitors Bureau	-0-	15,000	-0-	15,000
5	<del>Veto</del> 25. Namusofo Econ. Dev. Fund	-0-	<del>30,000</del>	-0-	<del>30,000</del>
6	26. Subtotal	<del>1,649,985</del> 1,599,985	<del>1,580,693</del> 1,428,370	\$84,901	<del>1,323,579</del> 3,108,256

7 (b) Inetin Monien Municipal Operation Fund. Ei moni mei kawor me ren ei Tetten  
8 ren fan iten ekkewe municipalities non ew me ew ekkewe engon-me-unungat kinikinin uttut,  
9 epwe inet ngeni ekkewe municipalities fan pungun ewe formula mei kawor me ren Annukun  
10 Chuuk No.3-6 ren Precinct Allocation.

11 (c) Nounoun ewe moni mei inet ngeni ew me ew ekkewe engon-me-unungat kinikinin  
12 uttut fan pungun ewe formula, epwe fitimefien ewe Municipal Council, epwe affat non  
13 forian annuk.

14 (d) Ei moni mei kawor epwe inet ngeni ew me ekkewe kinikinin uttut non ei aukukun

15	KINIKININ UTTUT	MONI
16	1. 1st Kinikinin Uttut (Moen, Fono)	\$74,000
17	2. 2nd Kinikinin Uttut (Dublon)	28,000
18	3. 3rd Kinikinin Uttut (Fefan, Parem, Tsis)	44,000
19	4. 4th Kinikinin Uttut (Uman)	28,000
20	5. 5th Kinikinin Uttut (Nomwisofu)	28,000
21	6. 6th Kinikinin Uttut (Tol)	44,000
22	7. 7th Kinikinin Uttut (Polle, Wonei, Patta)	28,000
23	8. 8th Kinikinin Uttut (Nama, Pis-Losap, Losap)	28,000
24	9. 9th Kinikinin Uttut (Kuttu, Ettal, Moch, Namoluk)	28,000
25	10. 10th Kinikinin Uttut (Oneop, Lukunor)	28,000
26	11. 11th Kinikinin Uttut (Hall Islands)	14,000
27	12. 12th Kinikinin Uttut (Pattiw Islands)	14,000
28	13. 13th Kinikinin Uttut (Weito Islands)	14,000

29 (e) Meinisin ekkewe Development Authorities, Programs me pwan agencies mei  
30 foruta me ren ewe Legislature pwan kawor monier seni moni mei tonong seni takises mei  
31 tonong seni annukun takises an Muon Chuuk repwe awora ar repot ngeni ewe Legislature  
32 iteiten ier nefinen ekkewe engon-me-nimuwen ranin ew me ew mwiichenapen ewe  
33 Legislature, won akkawenewenen nounoun me napanapen mwokutun ar kewe angang me Ofes.  
34 Ar rese fori pungun ie Annuk, usun a fen pwan affat me ren annuk, epwe ew popun ar  
35 repwe muttir chok koouno me ukutiw kaworen moni ngenir non ewe fiscal year epwe tapweto.

Section 6. Operation Expenses of Compact Special Programs. Iei a kawor ukukun

\$4,320,495 (\$2,661,249 Sec.221(b); \$461,087 Sec.216(a)(2); \$1,146,409 Sec. 214; me

\$51,750 Sec. 212), ika fite ukukun epwe tongeni naaf, seni ewe Monienapen ewe Muun

Chuuk ren ewe fiscal year epwe muchuno non September 30, 1988, ren fan asengesin

mwokutukutun ekkoch Compact Special Programs-un ewe Muun Chuuk. Ewe Kepina epwe ii ewe

allottee won ei moni, nge inetin ei moni epwe iei usun:

	<u>Section 221(b)</u>	<u>Section 216(a)(2)</u>	<u>Section 214</u>	<u>Section 212</u>	<u>Total</u>
1. <u>SPG Manager's Office:</u>					
a) Personnel	\$17,900	-0-	-0-	-0-	\$17,900
b) Travel	5,000	-0-	-0-	-0-	5,000
c) All Others:					
i) Cont. Serv.	5,000	-0-	-0-	-0-	5,000
ii) POL	-0-	-0-	-0-	-0-	-0-
iii) Others	8,100	-0-	-0-	-0-	8,100
Subtotal	36,000	-0-	-0-	-0-	36,000
2. <u>Operation of Health Centers:</u>					
a) Personnel	105,000	-0-	-0-	-0-	105,000
b) Travel	35,000	-0-	-0-	-0-	35,000
c) All Others:					
i) Cont. Serv.	-0-	-0-	-0-	-0-	-0-
ii) POL	25,000	-0-	-0-	-0-	25,000
iii) Others	285,000	-0-	-0-	-0-	285,000
Subtotal	450,000	-0-	-0-	-0-	450,000
3. <u>Delivery of Health Care</u>					
a) Personnel	-0-	-0-	-0-	-0-	-0-
b) Travel	-0-	-0-	-0-	-0-	-0-
c) All Others;					
i) Cont. Serv.	117,000	-0-	-0-	-0-	117,000
ii) POL	-0-	-0-	-0-	-0-	-0-
iii) Others	-0-	-0-	-0-	-0-	-0-
Subtotal	117,000	-0-	-0-	-0-	117,000



		<u>Section 221(b)</u>	<u>Section 216(a)(2)</u>	<u>Section 212</u>	<u>Section 212</u>	<u>Total</u>
1						
2	4. <u>Health Education:</u>					
3	a) Personnel	66,000	-0-	-0-	-0-	66,000
4	b) Travel	21,000	-0-	-0-	-0-	21,000
5	c) All Others:					
6	i) Cont. Serv.	10,000	-0-	-0-	-0-	10,000
7	ii) POL	25,000	-0-	-0-	-0-	25,000
8	iii) Others	50,804	-0-	-0-	-0-	50,804
9	Subtotal	172,804	-0-	-0-	-0-	172,804
10	5. <u>Rural Sanitation:</u>					
11	a) Personnel	84,700	-0-	-0-	-0-	84,700
12	b) Travel	2,500	-0-	-0-	-0-	2,500
13	c) All Others:					
14	i) Cont. Serv.	4,000	-0-	-0-	-0-	4,000
15	ii) POL	1,500	-0-	-0-	-0-	1,500
16	iii) Others	31,700	-0-	-0-	-0-	31,700
17	Subtotal	124,400	-0-	-0-	-0-	124,400
18	6. <u>Health Planning:</u>					
19	a) Personnel	5,900	-0-	-0-	-0-	5,900
20	b) Travel	2,500	-0-	-0-	-0-	2,500
21	c) All Others:					
22	i) Cont. Serv.	-0-	-0-	-0-	-0-	-0-
23	ii) POL	-0-	-0-	-0-	-0-	-0-
24	iii) Others	5,400	-0-	-0-	-0-	5,400
25	Subtotal	13,800	-0-	-0-	-0-	13,800
26	7. <u>Dental Services:</u>					
27	a) Personnel	-0-	-0-	-0-	-0-	-0-
28	b) Travel	-0-	-0-	-0-	-0-	-0-
29	c) All Others:					
30	i) Cont. Serv.	20,000	-0-	-0-	-0-	20,000
31	ii) POL	-0-	-0-	-0-	-0-	-0-
32	iii) Others	40,000	-0-	-0-	-0-	40,000
33	Subtotal	60,000	-0-	-0-	-0-	60,000

		<u>Section 221(b)</u>	<u>Section 216(a)(2)</u>	<u>Section 214</u>	<u>Section 212</u>	<u>Total</u>
2	4. <u>Envir. Protection</u>					
3	<u>Agency (EPA):</u>					
4	a) Personnel	35,800	-0-	-0-	-0-	35,800
5	b) Travel	3,500	-0-	-0-	-0-	3,500
6	c) All Others:					
7	i) Cont. Serv.	2,500	-0-	-0-	-0-	2,500
8	ii) POL	250	-0-	-0-	-0-	250
9	iii) Others	10,850	-0-	-0-	-0-	10,850
10	Subtotal	52,900	-0-	-0-	-0-	52,900
11	9. <u>Physical Therapy:</u>					
12	a) Personnel	10,300	-0-	-0-	-0-	10,300
13	b) Travel	-0-	-0-	-0-	-0-	-0-
14	c) All Others:					
15	i) Cont. Serv.	-0-	-0-	-0-	-0-	-0-
16	ii) POL	-0-	-0-	-0-	-0-	-0-
17	iii) Others	23,500	-0-	-0-	-0-	23,500
18	Subtotal	33,800	-0-	-0-	-0-	33,800
19	10. <u>Communicable Disease Control:</u>					
20	a) Personnel	5,900	-0-	-0-	-0-	5,900
21	b) Travel	1,000	-0-	-0-	-0-	1,000
22	c) All Others:					
23	i) Cont. Serv.	-0-	-0-	-0-	-0-	-0-
24	ii) POL	-0-	-0-	-0-	-0-	-0-
25	iii) Others	2,898	-0-	-0-	-0-	2,898
26	Subtotal	9,798	-0-	-0-	-0-	9,798
27	11. <u>Mental Health:</u>					
28	a) Personnel	25,600	-0-	-0-	-0-	25,600
29	b) Travel	-0-	-0-	-0-	-0-	-0-
30	c) All Others:					
31	i) Cont. Serv.	-0-	-0-	-0-	-0-	-0-
32	ii) POL	3,327	-0-	-0-	-0-	3,327
33	iii) Others	15,285	-0-	-0-	-0-	15,285
34	Subtotal	44,212	-0-	-0-	-0-	44,212
35						

	<u>Section 221(b)</u>	<u>Section 216(a)(2)</u>	<u>Section 214</u>	<u>Section 212</u>	<u>Total</u>
1					
2	<u>12. Geriatric Health:</u>				
3	a) Personnel	16,200	-0-	-0-	16,200
4	b) Travel	3,000	-0-	-0-	3,000
5	c) All Others:				
6	i) Cont. Serv.	-0-	-0-	-0-	-0-
7	ii) POL	5,000	-0-	-0-	5,000
8	iii) Others	22,335	-0-	-0-	22,335
9	Subtotal	46,535	-0-	-0-	46,535
10	<u>13. Operation for Secondary Schools:</u>				
11	a) Personnel	1,159,300	-0-	-0-	1,159,300
12	b) Travel	9,100	-0-	-0-	9,100
13	c) All Others:				
14	i) Cont. Serv.	-0-	-0-	-0-	-0-
15	ii) POL	8,000	-0-	-0-	8,000
16	iii) Others	263,600	-0-	-0-	263,600
17	Subtotal	1,440,000	-0-	-0-	1,440,000
18	<u>14. Health &amp; Mental Program:</u>				
19	a) Personnel	-0-	37,800	-0-	37,800
20	b) Travel	-0-	-0-	-0-	-0-
21	c) All Others:				
22	i) Cont. Serv.	-0-	100,00	-0-	100,000
23	ii) POL	-0-	-0-	-0-	-0-
24	iii) Others	-0-	323,287	-0-	323,287
25	Subtotal	-0-	461,087	-0-	461,087
26	<u>15. Purchase of Fuel:</u>				
27	a) Personnel	-0-	-0-	-0-	-0-
28	b) Travel	-0-	-0-	-0-	-0-
29	c) All Others:				
30	i) Cont. Serv.	-0-	-0-	-0-	-0-
31	ii) POL	-0-	-0-	1,146,409	1,146,409
32	iii) Others	-0-	-0-	-0-	-0-
33	Subtotal	-0-	-0-	1,146,409	1,146,409
34					

	Section 221(b)	Section 216(a)(2)	Section 214	Section 212	Total
16. Purchase of Equipment:					
a) Personnel	-0-	-0-	-0-	-0-	-0-
b) Travel	-0-	-0-	-0-	-0-	-0-
c) All Others:					
i) Cont. Serv.	-0-	-0-	-0-	-0-	-0-
ii) POL	-0-	-0-	-0-	-0-	-0-
iii) Others	-0-	-0-	-0-	51,750	51,750
Subtotal	-0-	-0-	-0-	51,750	51,750
Total	\$2,661,249	\$461,087	\$1,146,409	\$ 51,750	\$4,320,495

Tetten 7. Operating Expenses of CIP/Economic Development Projects. Iei a kawor ~~\$10,498,712~~ <sup>10,314,912</sup> (~~\$10,498,712~~ <sup>10,314,912</sup> Section 211), ika fite epwe tongeni naaf, seni ewe Monienapen ewe Muun Chuuk ren ewe fiscal year epwe muchuno September 30, 1988, ren fan asengessin monien operations ren ekkewe CIP/Economic Development Projects an Muun Chuuk. Ewe Kepina epwe ii ewe allottee ren ekkei moni, nge ekkei moni epwe iei usun napanapen ar repwe nounou ika inet non ei napanap fan:

		<u>Section 211 - Capital</u>
A. <u>Economic Development Projects:</u>		<u>Amount</u>
1. Dublon Fisheries Complex		\$ 1,520,000
2. Garment Industry		120,000
3. Harbor Development		200,000
4. Coconut Rehabilitation		60,000
5. Tourism Promotion		200,000
6. Marine Servicing Center		80,000
7. Food Crop Development		100,000
8. Agriculture Infrastructure Support		180,000
9. Broiler/Hatchery		100,000
10. Feed Mill		50,000
Subtotal		2,610,000
B. <u>Capital Improvement Projects:</u>		
1. Road Improvements		1,800,000
2. Sewer System		600,000
3. Electrical Distribution-Extension		350,000
4. Education Facilities Improvements:		
a. Truk High School		150,000
<del>50,000</del> b. Pattiw Jr. High School		<del>50,000</del>

1	c) Moen Jr. High School	50,000
2	d) Southern Namoneas Jr. High School	50,000
3	e) Faichuk Jr. High School	50,000
4	<i>Veto</i> f) Feasibility Study ren minefon Jr. High Schools	<del>25,000</del>
5	5. Government facilities Construction/Extension	135,000
6	6. Sub-State Centers Improvement:	
7	a. Satawan Sub-State Center	100,000
8	<i>Veto</i> b. Ulul Sub-State Center	<del>100,000</del> 25,000
9	7. CIP Contingency	140,000
10	<i>Veto</i> 8. Projects Administration	<del>13,800</del> 40,000
11	Subtotal	<del>3,673,000</del> 3,490,000
12	C. <u>Municipal Economic/Social Projects:</u>	4,214,912
13	Subtotal	4,214,912
14	TOTAL	<del>10,498,712</del> 10,314,912

15 D. Inetin Monien Municipal Soc. & Econ. Development Projects. Ewe moni mi kawor  
16 ren fan iten Municipal Social & Economic Development Projects me ren ei Tetten epwe  
17 einet ngeni ekkewe municipalities fan pungun ewe inet ika formula mei nomw won page  
18 186, 187, me 188 me non.ewe Truk State Five Year Over-All Economic Development Plan.  
19 Tetten 8. Monien Amokutun me Mwokutukutun Ekkewe U.S. Federal Programs. Iei  
20 a kawor ukukun \$8,501,749(FG), ika fite ukukun epwe tongeni naaf, seni ewe Monienapen  
21 ewe Muun Chuuk, ren ewe fiscal year epwe muchuno non September 30, 1988, fan asengesin  
22 monien amwokutun me mwokutukutun angangen ekkewe U.S. Federal Programs. Ewe Kepina  
23 epwe wisen allottee won ekkei moni. Chinoon chok, pwe kaworen ei moni epwe anongo-  
24 nong won atun an wesewesen tori kich monien ekkewe programs mei wesewesen affat usun  
25 met mei affat me fan. Kesipenoon kaworen monien meni program mi wesewesen afat seni  
26 ewe Muun U.S. ese nifinifin atun ei fiscal year an Muun Chuuk, a tongeni aukano  
27 mumutaan kaworen me nounoun ekkei moni. Aninis ren moni seni ewe U.S. mei tori Muun  
28 Chuuk ren sakkun program, epwe tonong non ewe Monienapen ewe Muun Chuuk, iwe ewe  
29 Mwiichen Anepung an ewe Muun Chuuk epwe wisen awora nounoun non annuk. Ekkei moni  
30 mei kawor me ren ei Tetten epwe einet ika nounou non ei napanap:

31	A. <u>Health Services:</u>	<u>Amount</u>
32	1. Family Planning	\$ 21,157
33	2. Maternal & Child (MCH)	54,000
34	3. SPRANS	65,000
35	4. Preventive Health	10,875
36	5. Environmental Protection Agency	117,600

1	6. Leprosy	8,099
2	7. Continuing Education for Nurse	11,000
3	8. Vocational Rehabilitation	260,000
4	<b>B. EDUCATION:</b>	
5	1. Bilingual Program	368,644
6	2. Population Education	14,021
7	3. Teacher Training	274,141
8	4. Chapter I & II	3,421,537
9	<b>C. PLANNING:</b>	
10	1. Truk Sanitary Facilities	290,000
11	<b>D. RESOURCES &amp; DEVELOPMENT:</b>	
12	1. CDBG Administration	77,900
13	2. JTPA	536,000
14	3. Historic Preservation	30,000
15	<b>E. Others:</b>	
16	1. Food Services	2,500,000
17	2. Aging Supporting Services	281,775
18	3. Title V SCSEP	160,000
19	<b>TOTAL</b>	<b>\$8,501,749</b>
20	Tetten 9. <u>Aukukun Chochoon Choon Angang.</u> Kisin-tetten (1) me non ei Tetten	
21	a affata aukukun me asan fite aukukun choon angangen ekkewe Branches, agencies,	
22	boards, me commissions non ewe Muun Chuuk repwe tongeni awora.	
23	Kisin-tetten (1) Aukukun Nenien Angang	Position mei wor monian seni Monienapen FY'88
24	<b>A. <u>Pekin Apochokuna Annuk:</u></b>	
25	1. Health Services	305
26	2. Education	460
27	3. Public Affairs	23
28	4. Resources and Development	131
29	5. Finance	29
30	6. Public Works	166
31	7. Office of the Governor	17
32	8. Public Safety	72
33	9. Personnel Office	6
34	10. Property & Supply Office	21
35	11. Planning & Statistics Office	7

1	12. Transportation Office	85
2	13. AG Office	9
3	14. Budget Office	6
4	B. LEGISLATIVE BRANCH	65
5	C. JUDICIARY BRANCH	58
6	D. LAND COMMISSION	26
7	E. Special Block Grant Program:	
8	1. SBG Manager	1
9	2. Health Education	13
10	3. Rural Sanitation	21
11	4. Health Planning	1
12	5. EPA Board	5
13	6. Physical Therapy	2
14	7. Communicable Disease Control	1
15	8. Mental Health	4
16	9. Geriatric Health	5
17	10. Operation for Secondary Schools	176
18	11. Operation of Health Centers	2
19	12. Health and Medical Programs	2
20	TOTAL	1,719


21 Kinikinin Tetten (2). Ekkewe wiis me nenni mei mumuta epwe pochokun me fis  
 22 ngeni ew me ew ekkewe putai, me ofes non ewe Executive, Legislative me Judicial  
 23 Branches me pwan ekkewe programs, usun mei affat non Kinikinin-Tetten (1) me non  
 24 ei Tetten. Ei mumuta ren ekkei wiis me neni epwe pochokun me kuu meinisin permanent  
 25 employees me pwan meinisin contract ar angang mei ukukun nangataman ew ier ika nap  
 26 seni.

27 Tetten 10. Nounoun me Tumunun Moni me Atun Muchun Nounour. Meinisin moni  
 28 mei kawor me ren ei annuk epwe einet, nounoun, tumun me amwokut pwan affat porausen  
 29 fiti pungun met annuk mei weneitiir a affata, pwan pachenong ewe State Financial  
 30 Management Act. Emon me emon allottee ren ekkewe moni epwe wisen responsible ika  
 31 nochchei an ekkei moni epwe chok nounou ngeni metekewe popun mei affat me ren ei annuk,  
 32 iwe esap pwan wor nounour epwe nap seni metekewe aukukur ra kwor woon. Ewe puung  
 33  
 34  
 35


1 me pochokun a nomw ren ekkewe allottees ren amwokutun me atoou ekkewe moni mei kawor  
2 me ren ei Annuk epwe muchuno non September 30, 1988.

3 Tetten 11. Poputaan Pochokunan. Ei Namopung epwe poputa pochokunan  
4 fansoun an a kapunguno me ren ewe Kepina non Chuuk, ika fansoun an a pusin winit  
5 annuk won winikapan.

6  
7  
8  
9 Sain seni:


  
Kisande K. Sos, Speaker  
Truk State Legislature

10  
11  
12 Annetata:

  
Dalesi Albert, Chief Clerk  
Truk State Legislature

Pwinin maram: 11-13-87

13  
14  
15  
16  
17 A Kapunguno seni:

  
Gideon K. Doone, Governor  
Truk State Government

18  
19  
20 Pwinin maram: 11-19-87